



Bobcat®

One Tough Animal.

POWERED PALLET TRUCKS & STACKERS

Warehouse equipment, Entry level

🌐 EMEA



ONE TOUGH ANIMAL

► OUR MISSION

We empower operators to accomplish more, while working in the toughest conditions and tightest situations. When our customers have the will, we provide the way.

INTRODUCTION

► BOBCAT'S HISTORY

In 1958, Melroe Manufacturing Company introduced a compact front-end loader that evolved quickly into the M400, the world's first true skid steer loader. The company soon adopted what became the world-famous 'Bobcat' brand – and its success paved the way for the global compact equipment industry we know today.

► YEARS OF EXPERIENCE

In 2021, Bobcat furthered its reach by acquiring Doosan Industrial Vehicle, increasing its capacity to provide customers with comprehensive business solutions. With Doosan's expertise in material handling and warehouse equipment dating back to its inaugural forklift in 1968, the company has established a global presence, with 400 dealers across 93 countries.



► BOBCAT TODAY

Now, with a diversified portfolio that includes forklifts and warehouse equipment, Bobcat serves as a one-stop solution for intralogistics needs, from loading shipping containers to optimizing warehouse operations. Produced in its South Korean factory, Bobcat's material handling machines offer the precision and durability customers expect.



TOUGH, AGILE & SAFE

► THE RIGHT CHOICE FOR YOUR BUSINESS

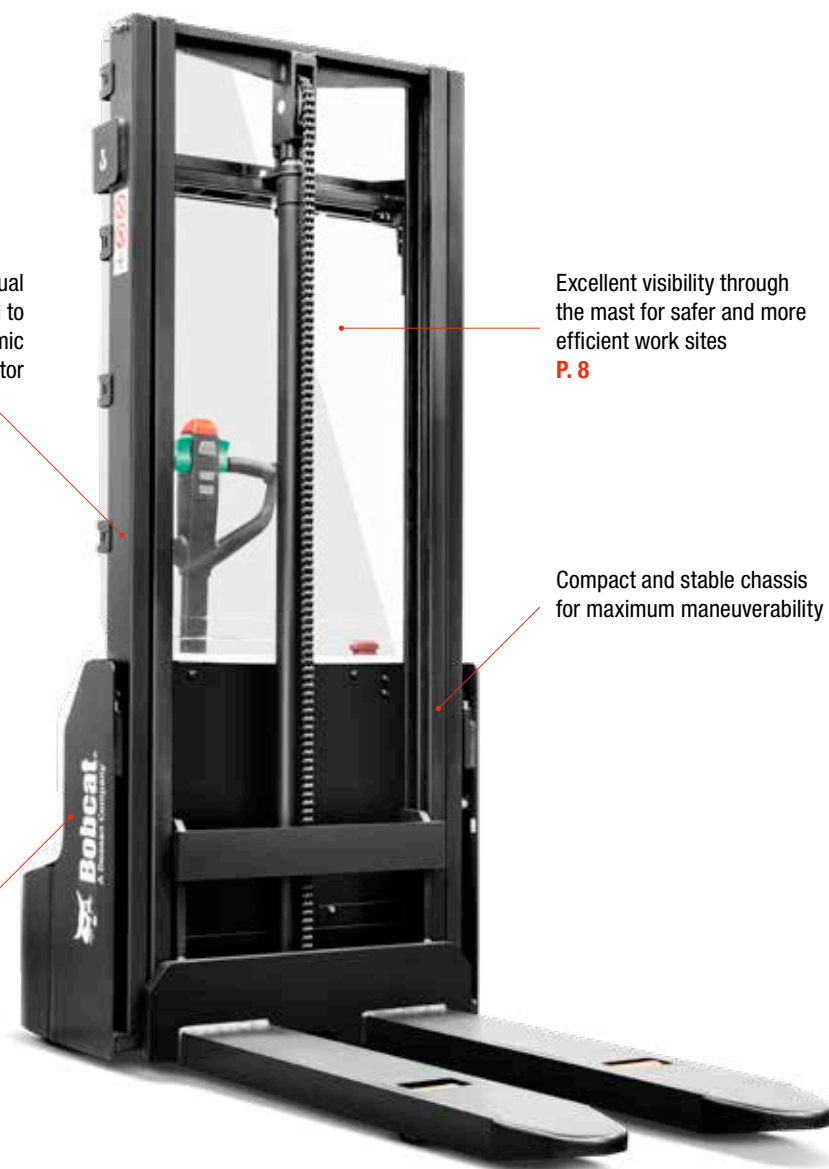
Experience unmatched efficiency with Bobcat's entry-level pallet trucks and stackers, with capacities ranging from 1.2 to 2.0 tons. Enjoy the assurance of a robust design, guaranteeing years of uninterrupted productivity for your business.

Tiller head equipped with dual butterfly switches, designed to accommodate the ergonomic preferences of every operator

Excellent visibility through the mast for safer and more efficient work sites
P. 8

Compact and stable chassis for maximum maneuverability

Fast-charging Li-ion battery for longer and easier operation (LPM15/20N-7, LSM12N-7)



Monitored and displayed machine status for seamless operation
P. 8

24V Curtis DC Traction Motor and Control System for durability and reliability

Compact and robust design for safe and comfortable operation, even in limited space
P. 12



► A DURABLE SOLUTION

Discover our compact entry-level truck, ideal for loads up to 2 tons. With mechanical steering and a lithium-ion battery, experience excellent performance for maximum daily productivity.
P. 6–7



► ALL-DAY COMFORT

Experience comfortable and easy operation with standard features – including a tiller head and display monitor – for a stress-free workday.
P. 8–9



► DRIVEN BY SAFETY

Feel at ease during shifts with safety features that help reduce speed in specific circumstances, NFC tag or PIN code access, override functions, and more.
P. 10–11



► MAXIMUM UPTIME

Our trucks feature superior component protection, steel covers, and a robust frame structure guaranteed for a lifetime, providing durability for your daily tasks.
P. 12–13

OUTSTANDING PRODUCTIVITY



MECHANICAL STEERING

Enjoy smooth and effortless handling with our mechanical steering for accurate load placement every time.



LI-ION BATTERY

The LPM15/20N-7 and LSM12N-7 come with a swift-charging lithium-ion battery – fully charged in just 2.5 hours. Plus, users can opt for boost charging whenever needed.



TANDEM LOAD WHEELS & EASY PALLET ENTRY

A contoured fork design and tandem load wheels allow for easy entry and exit of palletized loads.



PROPORTIONAL LIFTING AND LOWERING

The BSL12/16N-7 features an electronically controlled proportional lifting system that ensures precise positioning and stacking at any lifting height.

COMFORT & CONTROLS



▶ ERGONOMIC TILLER CONTROL

All models come with an ergonomically designed tiller arm that's perfect for both left and right-handed operators, complete with dual butterfly switches. Plus, you'll enjoy added comfort and easy control with the extended tiller arm on our BSL12/16N-7 models.



▶ SIMPLIFIED CONTROL

Our models offer seamless maneuvering in any space or warehouse layout.



▶ EASY BATTERY REMOVAL

Save time and reduce fatigue with effortless battery removal and direct charging in the socket (LPM15/20N-7).



▶ MONITORING DISPLAY

Stay connected to your operations with a real-time display of your truck's status, ensuring a smoother workflow without interruptions.



▶ MAST VISIBILITY

The wide-visibility mast ensures a perfect view of both the forks and the truck's environment. Different mast heights are available, depending on your needs (BSL12/16N-7, LSM12N-7).



▶ STABILITY CASTER™ WHEELS

Stability Caster™ wheels make movements easier and smoother, preventing sudden stops or resistance, enhancing operator comfort, and reducing the risk of strain-related injuries.



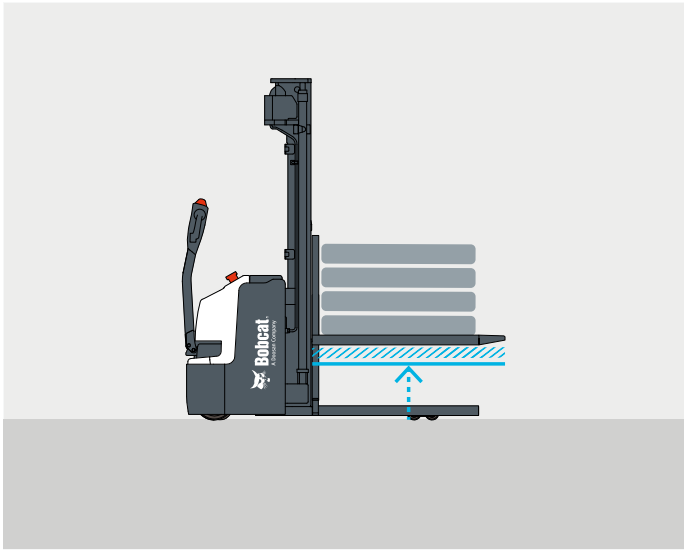
SAFETY IN EVERY MOVE

▶ ADVANCED PROTECTION FOR YOU AND YOUR OPERATION

Bobcat warehouse equipment has safety embedded in its DNA. Packed with tons of features that protect your well-being and investment, these machines give you peace of mind in every task, every day.

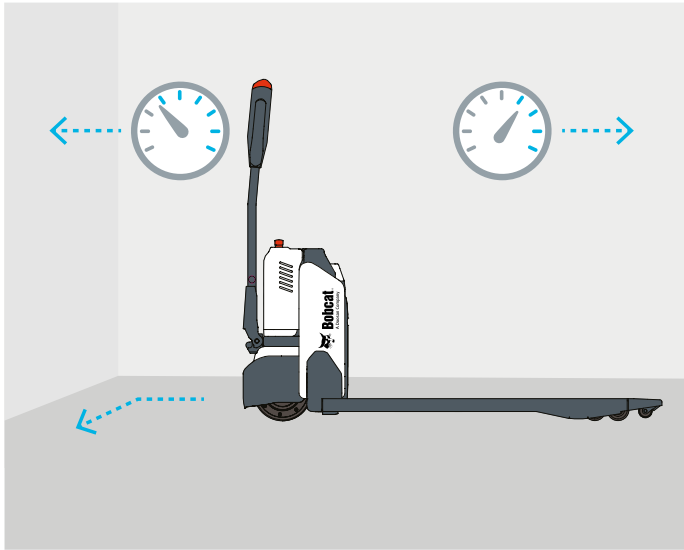
▶ ELECTRONIC PROPORTIONAL LIFTING AND LOWERING

The electronically controlled proportional lifting system ensures precise positioning and stacking at any lifting height (BSL12/16N-7).



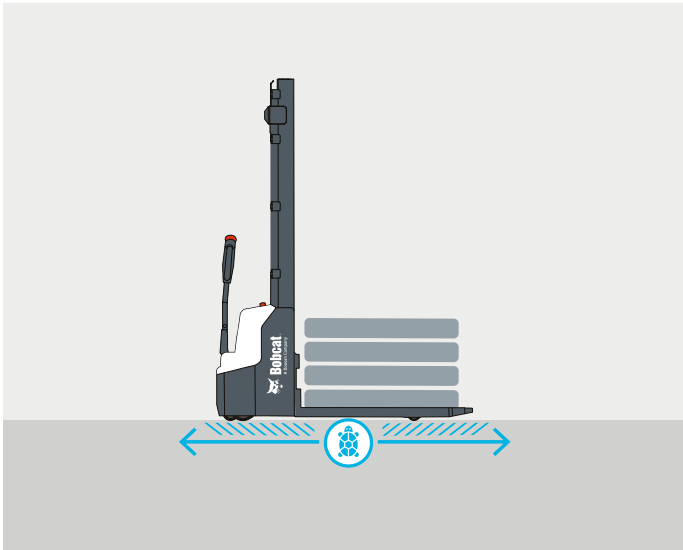
▶ SPEED-REDUCING KIT FOR CORNERING

When approaching and navigating corners, this adjustment ensures smoother and more secure operations, reducing the likelihood of accidents and potential machine damage (LPM15/20N-7).



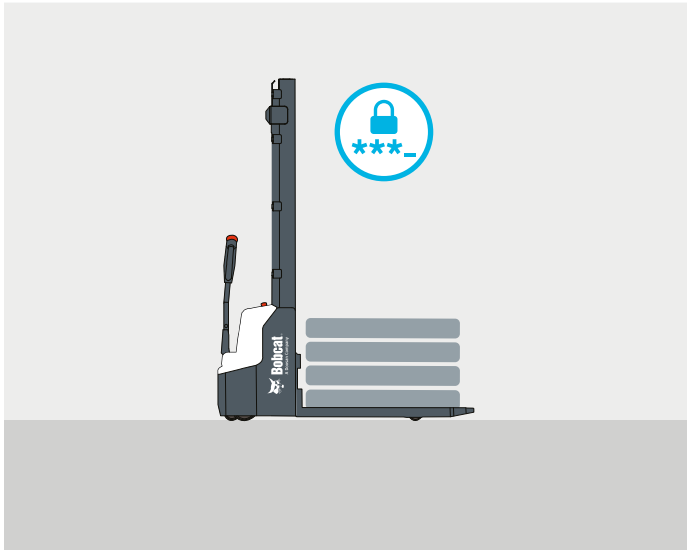
▶ TURTLE SPEED SWITCH

The turtle speed switch allows for extremely slow and controlled movement, offering heightened accuracy and caution. This feature is handy when handling fragile or sensitive materials or maneuvering through confined spaces that demand precise control (LPM15/20N-7, LSM12N-7).



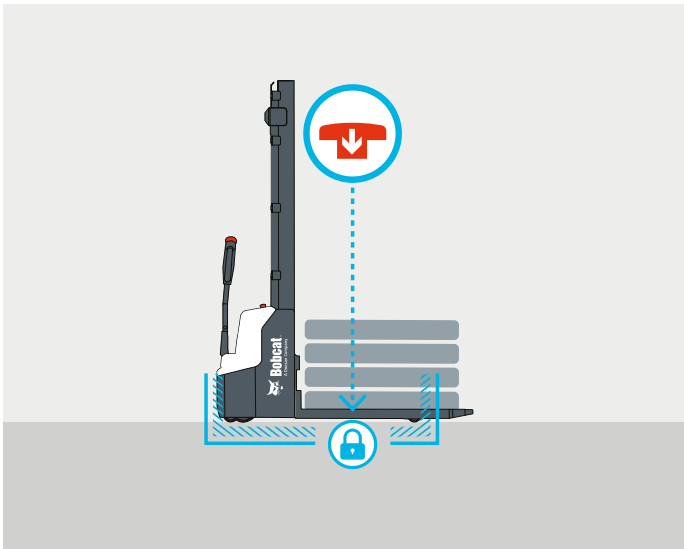
▶ PIN CODE ACCESS

Pin code access adds security to your job site, protecting the machine from unauthorized use (LPM15/20N-7, LSM12N-7).



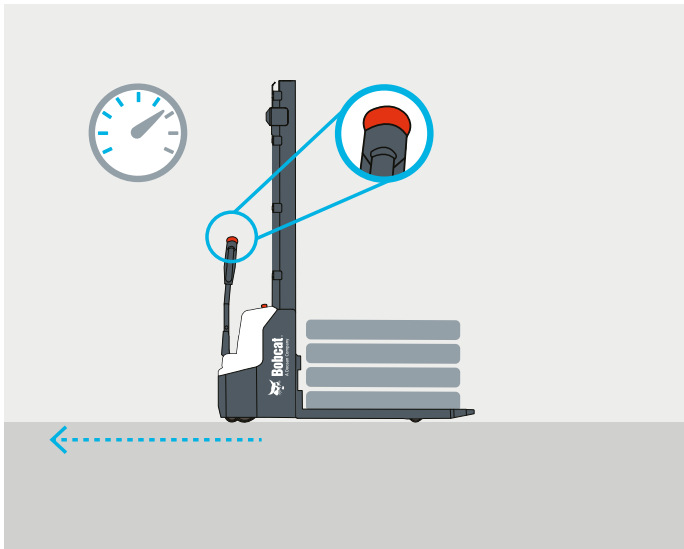
▶ EMERGENCY SWITCH

Operators can quickly deactivate the truck by pressing the emergency switch, reducing the time it takes to identify the issue and take necessary action (all models).



▶ QUICK-REVERSE BUTTON

The quick-reverse button shifts the machine into reverse for a fast exit, moving you away from obstacles or hazards (all models).




▶ LOAD BACKREST

Providing a protective barrier between the operator and the load, the load security feature minimizes the possibility of loads sliding backwards and potentially causing injuries (LPM15/20N-7).



▶ ELECTROMAGNETIC PARKING BRAKE

When the truck is in operation, the electromagnetic force is disengaged, allowing the vehicle to move freely.



BUILT TO LAST

► EXCELLENT RELIABILITY

Thanks to a robust design, 24V controller, stainless steel axles, and easy battery replacement, Bobcat warehouse equipment is built tough for maximum uptime and dependability.



1 YEAR WARRANTY

► WARRANTY

Bobcat develops every machine to the highest standards of quality and durability. That's why our standard warranty provides 12 months or 1 000 operating hours (whichever occurs first) of parts coverage.



THERE'S NO TIME FOR DOWNTIME. STAND UP TO EVERY TASK THAT COMES YOUR WAY, DAY AFTER DAY.



► EXTENSIVE DEALER NETWORK

You can rely on our network of dealers and service partners who are always ready to help you.

► BOBCAT GENUINE PARTS

Quality components delivered to our dealers guarantee that all of our equipment is built to last, withstand the toughest conditions, and deliver reliable performance.

STANDARD EQUIPMENT & OPTIONS

STANDARD EQUIPMENT & OPTIONS			
	LPM15/20N-7	LSM12N-7	BSL12/16N-7
SAFETY & STABILITY			
Tandem load wheels	✓	–	✓
Display to monitor energy and machine status	✓	✓	✓
Mechanical steering	✓	✓	✓
Convenient battery removal system	✓	–	–
Proportional lifting and lowering	–	–	✓
Lithium-ion battery	✓	✓	–
FORKS			
800 / 540 mm	•	–	–
800 / 685 mm	•	–	–
915 / 540 mm	•	–	–
915 / 685 mm	•	–	–
1 000 / 540 mm	•	–	–
1 000 / 685 mm	•	–	–
1 150 / 540 mm	✓	–	–
1 150 / 570 mm	✓	✓	✓
1 150 / 685 mm	•	•	•
1 220 / 540 mm	•	–	–
1 220 / 685 mm	•	–	–
RELIABILITY			
Steel cover	✓	✓	–
Stability Caster™ wheels	✓	–	–

STANDARD EQUIPMENT & OPTIONS			
	LPM15/20N-7	LSM12N-7	BSL12/16N-7
MASTS			
Standard (Simplex), 1 600 mm	–	✓	–
Standard (Simplex), 2 000 mm	–	•	–
Standard (STD), 2 900 mm	–	•	–
Standard (STD), 2 920 mm	–	–	✓
Standard (STD), 3 200 mm	–	•	–
Standard (STD), 3 220 mm	–	–	•
Standard (STD), 3 600 mm	–	•	–
Standard (STD), 3 620 mm	–	–	•
Full Free (FF), 3 220 mm	–	–	•
Full Free (FF), 3 620 mm	–	–	•
Full Free Triple (FFT), 4 020 mm	–	–	•
Full Free Triple (FFT), 4 320 mm	–	–	•
Full Free Triple (FFT), 4 620 mm	–	–	•
Full Free Triple (FFT), 5 320 mm	–	–	• ¹
Full Free Triple (FFT), 5 520 mm	–	–	• ¹
SAFETY			
Pin code access	✓	✓	–
Turtle speed switch	✓	✓	–
Speed reduction kit for cornering	✓	–	–
Safety reverse button	✓	✓	✓
Load Backrest 1 070 mm	•	–	–
Load Backrest 1 220 mm	•	–	–

*This list is based on factory data. Standard or optional can vary for specific countries. • = option ✓ = standard – = not available
¹ Only for BSL16N-7



Pin code access



Turtle speed button



Safety reverse button



Easy maintenance



Robust and reliable design



Display to monitor energy and machine status



MAIN SPECIFICATIONS

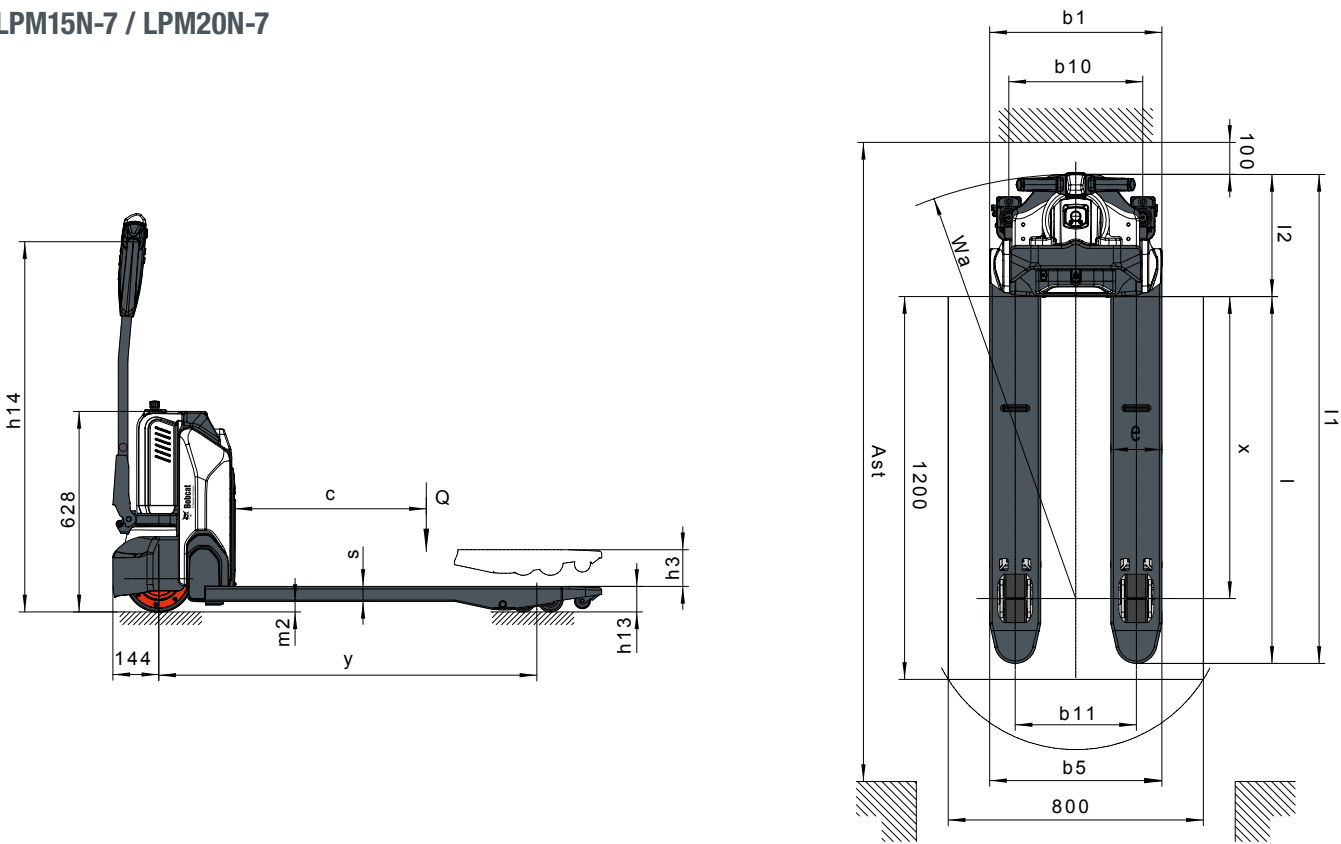
TECHNICAL DATA ACCORDING TO VDI 2198				
CHARACTERISTICS		LPM15N-7		LPM20N-7
Drive		electric		
Operator type		walkie, middle drive		
Load capacity / rated load center (kg)	Q	1 500		2 000
Load center (mm)	c	600		
Load distance (mm)	x	947		951
Wheelbase (mm)	y	1 185		1 189
Tires		Polyurethane (PU)		
Tire size, front (mm)		ø210 × 70		
Tire size, rear (mm)		ø80 × 93		
Additional wheels (dimensions) (mm)		ø80 × 30		
Tread, front (mm)	b10	430		
Tread, rear (mm)	b11	380		
Lift height (mm)	h3	115		
Tiller height, in drive position min/max (mm)	h14	700 / 1 160		
Height, lowered (mm)	h13	80		
Overall length (mm)	l1	1 530		1 536
Length to forkface (mm)	l2	380		386
Overall width (mm)	b1	540		
Fork dimensions (mm)	s/e/l	47 × 160 × 1 150		
Distance over forks (mm)	b5	540		
Ground clearance, center of wheelbase (mm)	m2	33		
Aisle width for pallets 800 × 1 200 lengthways (mm)	Ast	2 000		2 006
External turning radius (mm)	Wa	1 330		1 336
Travel speed, loaded / unloaded (km/h)		4.6 / 4.8		4.8 / 5.2
Max. gradeability, loaded / unloaded (%)		6 / 16		7 / 16
Service brake		electric		
Energy consumption acc. to VDI cycle (kWh)		0.22		0.18

Specification values in this sheet have been rounded. Performance may vary depending on operating conditions. Products and specifications are subject to improvement and change without prior notice.
(1) Mast dimensions refer to a range from the lowest to the highest available mast.



SPECIFICATIONS

► LPM15N-7 / LPM20N-7



MAIN SPECIFICATIONS

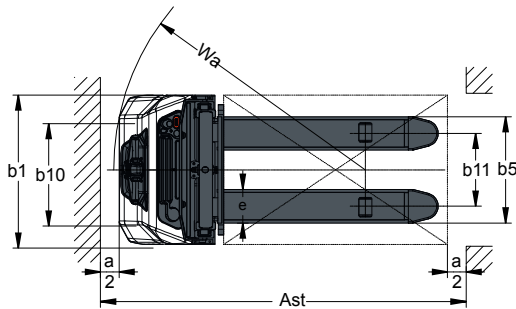
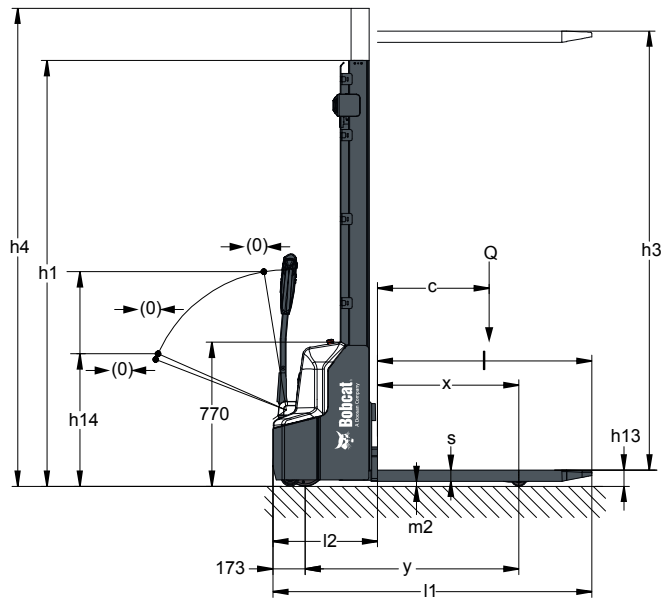
TECHNICAL DATA ACCORDING TO VDI 2198				
CHARACTERISTICS		LSM12N-7	BSL12N-7	BSL16N-7
Drive		electric		
Operator type		walkie		
Load capacity / rated load center (kg)	Q	1 200		1 600
Load center (mm)	c	600		
Load distance (mm)	x	760	647	
Wheelbase (mm)	y	1 147	1 248	1 293
Tires		Polyurethane (PU)		
Tire size, front (mm)		ø210 × 70	ø230 × 70	
Tire size, rear (mm)		ø84 × 93	ø85 × 75	
Additional wheels (dimensions) (mm)		ø100 × 50	ø150 × 54	
Tread, front (mm)	b10	550	522	
Tread, rear (mm)	b11	400 / 515	390 / 505	
Lift height (mm)	h3	1 514 – 3 514	2 830 – 4 530	2 830 – 5 430
Tiller height, in drive position min/max (mm)	h14	710 / 1 150	850 / 1 385	
Height, lowered (mm)	h13	86	90	
Overall length (mm)	l1	1 710	1 919	1 964
Length to forkface (mm)	l2	560	769	814
Overall width (mm)	b1	800	820	
Fork dimensions (mm)	s/e/l	60 / 180 / 1 150		
Distance over forks (mm)	b5	570 / 685		
Ground clearance, center of wheelbase (mm)	m2	26	28	
Aisle width for pallets 800 × 1 200 lengthways (mm)	Ast	2 145	2 322	2 393
External turning radius (mm)	Wa	1 350	1 440	1 510
Travel speed, loaded / unloaded (km/h)		4.5 / 4.7	6.0 / 6.0	5.7 / 6.0
Max. gradeability, loaded / unloaded (%)		5 / 10	6 / 12	
Service brake		electric		
Energy consumption acc. to VDI cycle (kWh)		0.8	0.95	1.59

Specification values in this sheet have been rounded. Performance may vary depending on operating conditions. Products and specifications are subject to improvement and change without prior notice.
(1) Mast dimensions refer to a range from the lowest to the highest available mast.

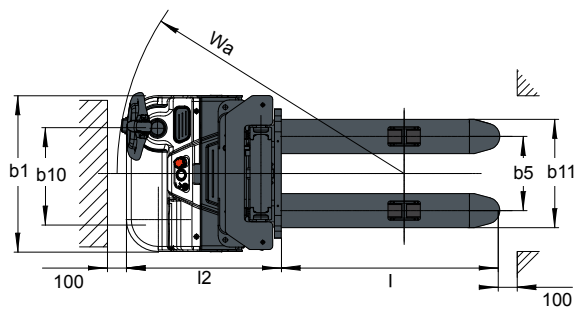
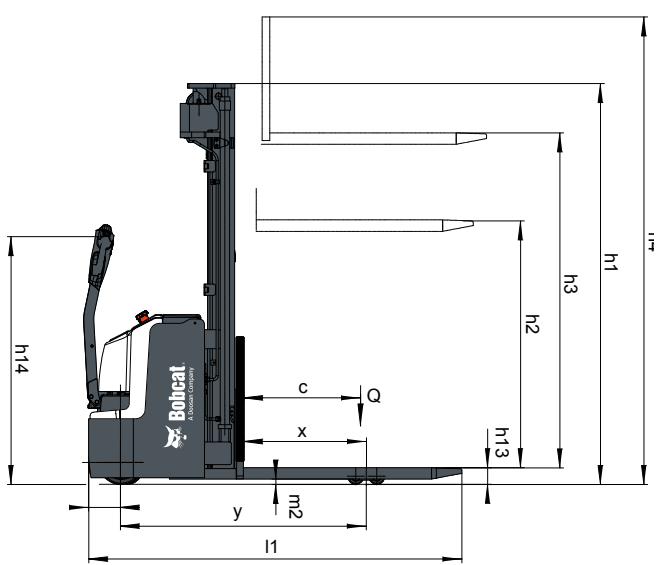


SPECIFICATIONS

LSM12N-7



BSL12N-7 / BSL16N-7



FINANCING OPTIONS

24, 36, OR 48 MONTH FINANCING*

Take advantage of 24, 36 or 48 month financing programs starting from **0% interest** and improve your cashflow.

Ask your dealer for the financing offers available.


340 MACHINES / **150** ATTACHMENT FAMILIES / **1** TOUGH ANIMAL



**SKID-STEER
LOADERS**



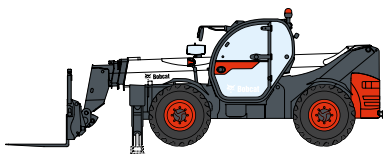
**COMPACT TRACK
LOADERS**



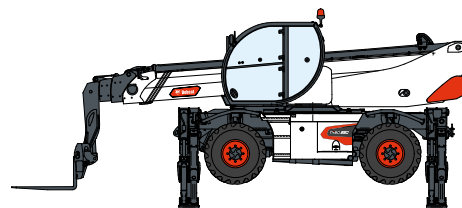
**COMPACT WHEEL
LOADERS**



FORKLIFTS



TELEHANDLERS



ROTARY TELEHANDLERS



**LIGHT COMPACTION
EQUIPMENT**



**COMPACT
EXCAVATORS**



**COMPACT
TRACTORS**




**WAREHOUSE
EQUIPMENT**



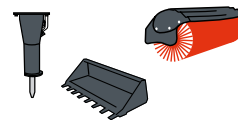
**MINI TRACK
LOADER**



MOWERS



**PORTABLE
POWER**



ATTACHMENTS

DOOSAN

Bobcat is a Doosan Company. Doosan is a global leader in construction equipment, power & water solutions, engines, and engineering proudly serving customers and communities for more than a century. | Bobcat and the Bobcat logo are registered trademarks of Bobcat Company in the United States and various other countries. ©2024 Bobcat Company. All Rights Reserved.

www.bobcat.com

©2024 BOBCAT B4502850-EN (05-24)



Bobcat®

*Financing options may vary by country and dealer. Always ask your dealer about currently available financing options. Terms and conditions may apply.

Doosan Bobcat EMEA, U Kodelky 1810, 263 12 Dobříš, Czech Republic